

Sevensteps

# See a real student's writing journey ... *and what the AI tool reveals*

This exemplar shows how Niamh, a Year 3 student, turned the ideas in her completed Narrative Story Graph into a finished piece of writing. It also includes the glow and grow feedback and results from our AI-powered assessment tool.

It's a real example of what great writing assessment looks like: not just a mark, but a clear picture of where a student is at – and what to teach next.

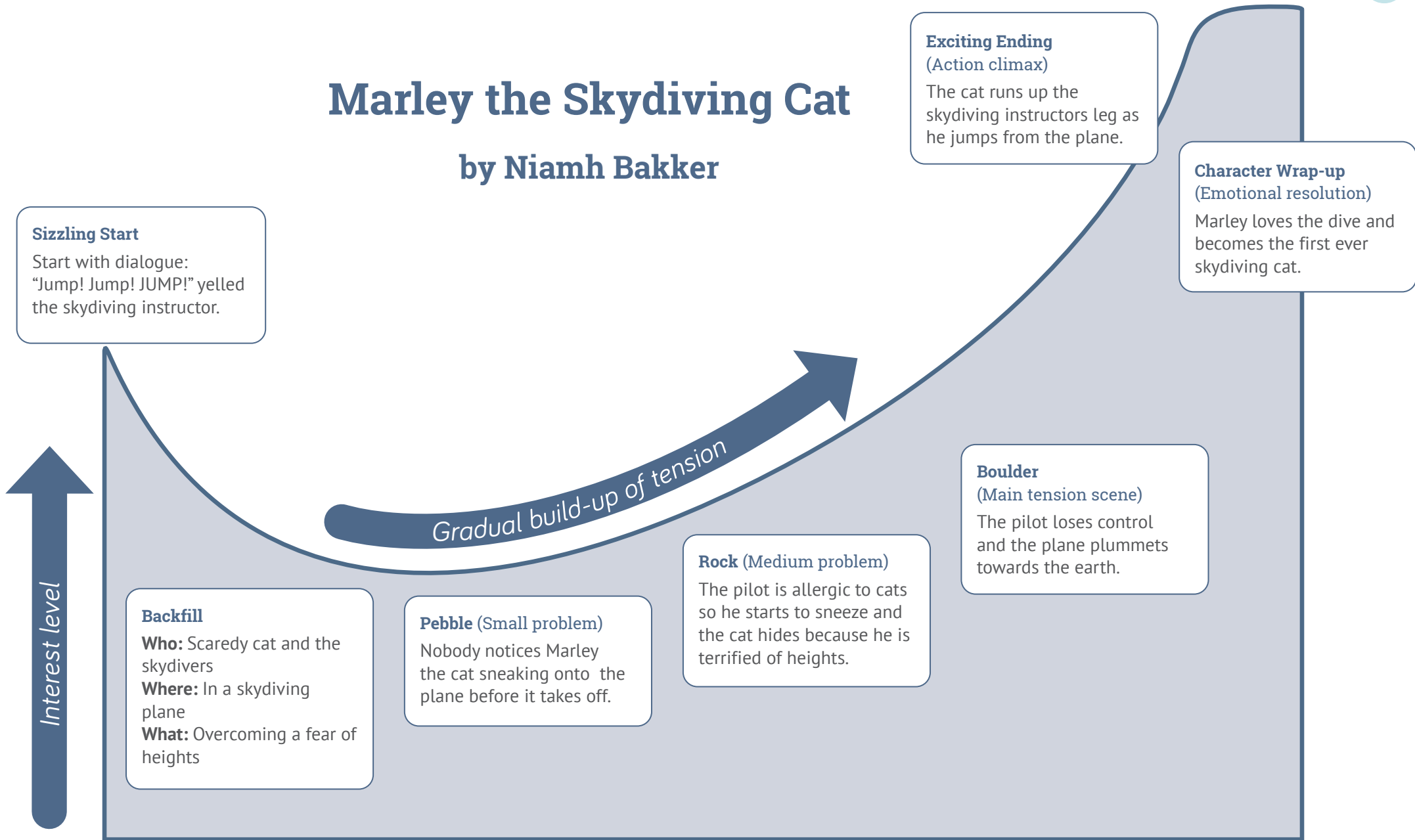
## **Inside you'll see:**

- **Her completed Narrative Story Graph**
- **Her finished narrative writing sample**
- **Personalised glow and grow feedback**
- **Results for NAPLAN and the Seven Steps**

*Great teaching starts with knowing what students can do  
and what they need to work on next.*

# Marley the Skydiving Cat

by Niamh Bakker



**Sizzling Start**  
Start with dialogue:  
"Jump! Jump! JUMP!" yelled the skydiving instructor.

**Backfill**  
**Who:** Scaredy cat and the skydivers  
**Where:** In a skydiving plane  
**What:** Overcoming a fear of heights

**Pebble (Small problem)**  
Nobody notices Marley the cat sneaking onto the plane before it takes off.

**Rock (Medium problem)**  
The pilot is allergic to cats so he starts to sneeze and the cat hides because he is terrified of heights.

**Boulder (Main tension scene)**  
The pilot loses control and the plane plummets towards the earth.

**Exciting Ending (Action climax)**  
The cat runs up the skydiving instructors leg as he jumps from the plane.

**Character Wrap-up (Emotional resolution)**  
Marley loves the dive and becomes the first ever skydiving cat.

## **Marley the Skydiving Cat**

**by Niamh Bakker**

“Jump! Jump! JUMP!” yelled the diving instructor. One by one, the skydivers leapt from the plane into the clear blue sky – everyone except the diving instructor and a mysterious extra passenger.

Back on the ground, while everyone was boarding, they were too excited about the dive to notice curious cat slipping silently onto the aircraft. Marley was a beautiful, extra-fluffy tabby with one big fear ... HEIGHTS!

As the plane climbed higher, the only clue to the stowaway was the pilot’s sudden, uncontrollable sneezing and streaming eyes.

“Cat!” the diving instructor shouted, spotting a tail flicking out from beneath the pilot’s seat. “I’m allergic,” the pilot wheezed, his voice tight.

Almost immediately, the cockpit descended into chaos. The aircraft lurched. Warning lights flashed. Oxygen masks dropped with a sharp whoosh.

“Get that cat off my plane NOW,” the pilot gasped, struggling to stay in control.

In the confusion, Marley shot out from under the seat and scrambled up the diving instructor’s leg. Without hesitation, the instructor took his chance and jumped. They tumbled into open air.

Marley’s razor-sharp claws dug deep into the instructor’s shirt as they fell through the air. Wind roared past them. The ground rushed up fast. For a moment, Marley froze – ears pinned back, teeth bared, panic in every whisker.

Then, in a frantic twist, his claws caught the parachute cord. The chute snapped open. Suddenly, they were floating.

The tension melted away and the cat’s ears pricked up as fear turned to excitement.

By the time they touched down, Marley was acting like a pro skydiver. Hooked from the very first jump.

He hasn’t missed a skydive since – and now, he’s known far and wide as Marley the Skydiving Cat.



Niamh, your story is packed with energy and creativity. You've really brought Marley to life!

## Glow points

- Your opening hooks the reader instantly with the "Jump! Jump! JUMP," making us eager to find out what happens next.
- Marley's fear of heights is so clear when he freezes mid-air, showing you understand how to create tension.
- The transformation from scared cat to "pro skydiver" is cleverly done we can see Marley changing right before our eyes.

## Grow points

- Sometimes the action moves a bit quickly, like when Marley becomes a "pro skydiver" suddenly. Adding more detail here would help the reader follow the journey better.
- The transitions between scenes feel a bit jumpy. Smoothing these out will make the whole story flow better.
- The ending wraps up the main idea, but doesn't show much about how Marley feels afterwards. Adding a final thought or reaction would give us a stronger sense of resolution.

## Next steps

- Slow down at key moments and describe Marley's emotions or thoughts to show her growing confidence.
- Use shorter sentences and punchy verbs to keep the pace lively, making the action feel more immediate.
- Add a reflective sentence or two at the end to show how Marley has changed, helping the reader understand why this adventure was important.

Keep going, Niamh your storytelling is really taking flight!



# Report • Narrative writing competition

Report generated 17/04/2026 09:55

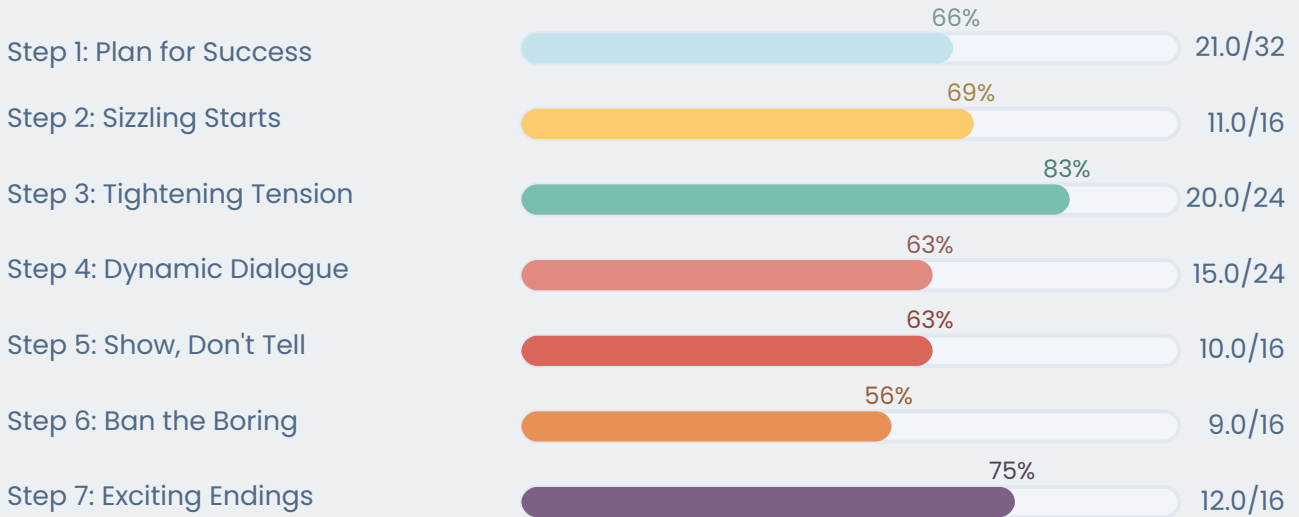
## Individual Progress

### Narrative Writing Assessment

**Niamh Bakker**

**68%**

Overall Score





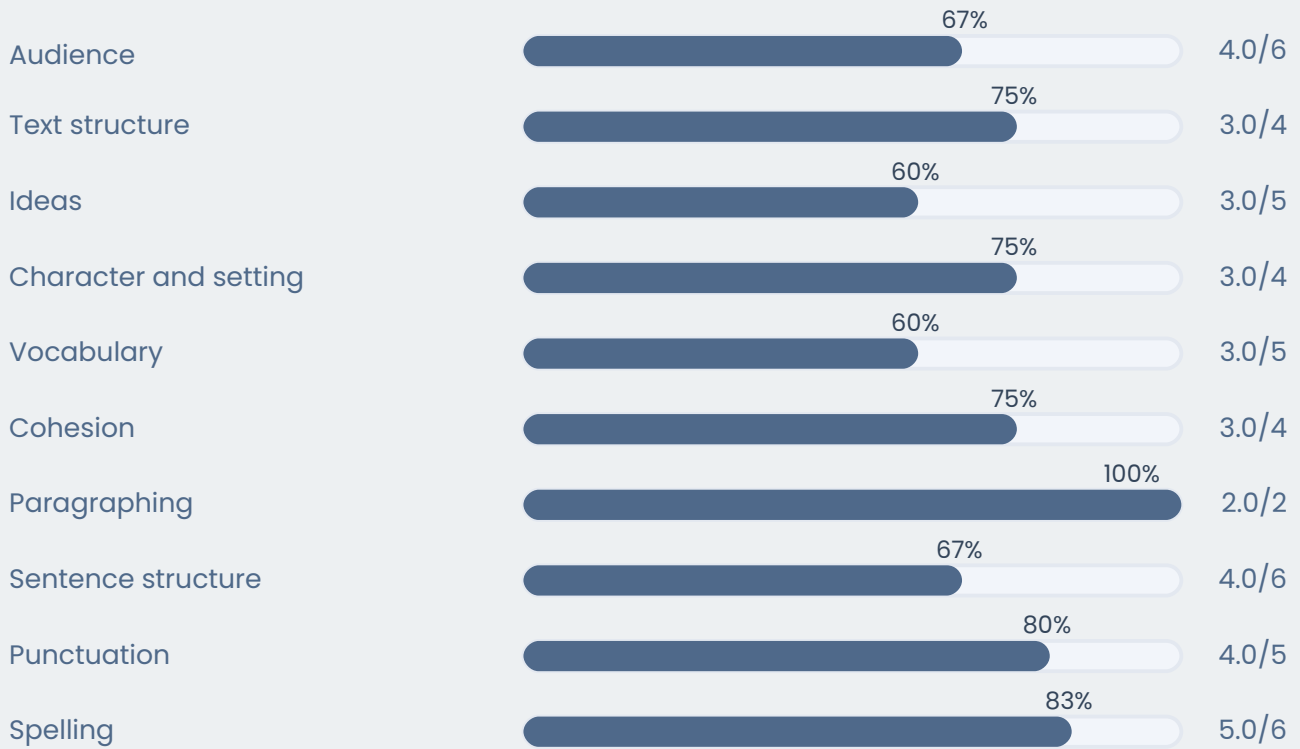
## Individual Progress

### Narrative Writing Assessment

**Niamh Bakker**

**72%**

Overall Score



NAPLAN SCALE SCORE

**627.2**

± 21 SE

[How was this calculated?](#)

YEAR LEVEL PROFICIENCY

Yr 3 **L4** Exceeding

Yr 5 **L4** Exceeding

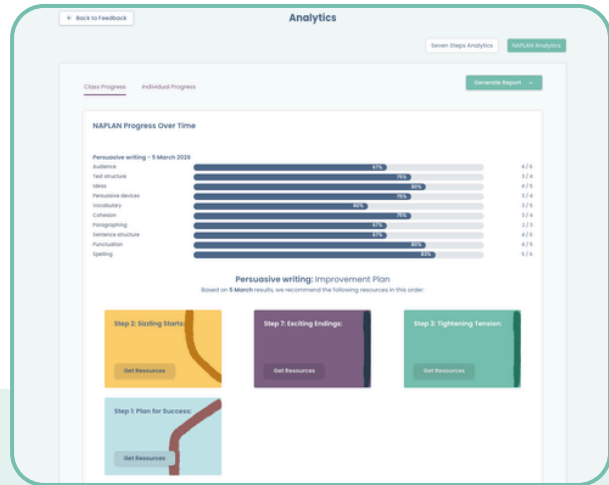
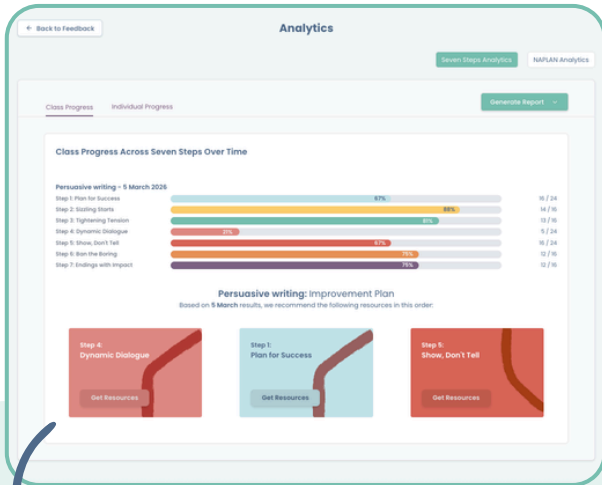
Yr 7 **L4** Exceeding

Yr 9 **L3** Strong

# Know exactly what to teach next ...

Our AI tool automatically generates a customised writing improvement plan for your class – with every recommendation linked straight to the teaching resources in Teacher Hub.

Other tools give you a mark. Ours tells you what to teach next.



**Step 4: Dynamic Dialogue**

Real stories and expert insights add credibility and vibrancy to a persuasive text. Discover how to source and use quotations effectively in persuasive writing.

0% progress

Overview Learn Teach Apply Assess

Teach students how to use dialogue and quotations effectively.

Use the Implementation Action Plan: Persuasive and the resources in this module to roll out Step 4: Dynamic Dialogue in your classroom or school.

Learn

Watch Seven Steps creator Jen McVivly OAM explain the key concepts behind Step 4: Dynamic Dialogue before implementing this Step.

**Narrative Writing**

**Step 4: Dynamic Dialogue**

Training Video

9:11

SeventSteps

Step 4: Dynamic Dialogue Dialogue Delivers

Everyone Should Learn to Cook

All of this is included in a Seven Steps membership.

Book a free demo to see it working with your own students' writing.